

Holding of specified securities (Statement Showing Shareholding Pattern)

1. Name of Listed Entity : RAJPARI CIVIL CONSTRUCTIONS LTD
2. Scrip Code / Name of Scrip / Class of Security / / EQUITY
3. Share Holding Pattern Filed under: Reg. 31(1)(a) / Reg. 31(1)(b) / Reg.31(1)(c)
 - a. If under 31(1)(b) then indicate the report for Quarter ending 31-Dec-2016
 - b. If under 31(1)(c) then indicate date of allotment/extinguishment 31-Dec-2016
4. Declaration: The Listed entity is required to submit the following declaration to the extent of submission of informatic

Particulars	Yes*	No*
1 Whether the Listed Entity has issued any partly paid up shares?		NO
2 Whether the Listed Entity has issued any Convertible Securities or Warrants?		NO
3 Whether the Listed Entity has any shares against which depository receipts are issued?		NO
4 Whether the Listed Entity has any shares in locked-in?		NO
5 Whether any shares held by promoters are pledge or otherwise encumbered?		NO

3. The tabular format for disclosure of holding of specified securities is as follows:-

// CERTIFIED TRUE COPY //

For Rajparis Civil Constructions Ltd.,


Managing Director

Table I

Table I - Summary Statement holding of specified securities

Category (I)	Category of Shareholder (II)	Nos. of Shareholders (III)	No. of fully paid up equity shares held (IV)	No. of Partly paid-up equity shares held (V)	No. of shares underlying Depository Receipts (VI)	Total nos. shares held (VII) = (IV)+(V)+(VI)	Shareholding as a % of total no. of shares (calculated as per SCRR, 1957) (VIII) As a % of (A+B+C2)	Number of Voting Rights held in each class of securities (IX)			No. of Shares Outstanding convertible securities (including Warrants) (X)	Shareholding as a % assuming full conversion of convertible securities (as a percentage of diluted share capital) (XI) = (VII)+(X) As a % of (A+B+C2)	Number of Locked in shares (XII)		Number of Shares pledged or otherwise encumbered (XIII)		Number of equity shares held in dematerialized form (XIV)	
								No of Voting Rights					Total as a % of (A+B+C)	No.(a)	As a % of total Shares held (b)	No.(a)		As a % of total Shares held (b)
								Class eg: X	Class eg: Y	Total								
A.	PROMOTER & PROMOTER GROUP	16	3969900	0	0	3969900	74.95	3969900	0	3969900	74.95	0	74.95	0	0	0	0	1610700
B.	PUBLIC	464	1326600	0	0	1326600	25.05	1326600	0	1326600	25.05	0	25.05	0	0	0	0	41000
C.	NON PROMOTER-NON PUBLIC	0	0	0	0	0	0	0	0	0	0	0	0	0	0	0	0	0
C1.	SHARES UNDERLYING DRIS	0	0	0	0	0	0	0	0	0	0	0	0	0	0	0	0	0
C2.	SHARES HELD BY EMPLOYEE TRUSTS	0	0	0	0	0	0	0	0	0	0	0	0	0	0	0	0	0
	Total	480	5296500	0	0	5296500	100	5296500	0	5296500	100	0	100	0	0	0	0	1651700




Table II

Table II - Statement showing shareholding pattern of the Promoter and Promoter Group																		
Category & Name of the Shareholders (I)	PAN (II)	Nos. of Shareholder (III)	No. of fully paid up equity shares held (IV)	Partly paid-up equity shares held (V)	No. of shares underlying Depository Receipts (VI)	Total nos. shares held (VII = IV + V + VI)	Shareholding % calculated as per SCRR, 1957 As a % of (A+B+C2) (VIII)	Number of Voting Rights held in each class of securities (IX)			No. of Shares Underlying Outstanding convertible securities (including Warrants) (X)	Shareholding, as a % assuming full conversion of convertible securities (as a percentage of diluted share capital) (XI) = (VII)+(X)	Number of Locked in shares (XII)		Number of Shares pledged or otherwise encumbered (XIII)		Number of equity shares held in dematerialized form (XIV)	
								No of Voting Rights					Total as a % of Total Voting rights	No.(a)	As a % of total Shares held (b)	No.(a)		As a % of total Shares held
								Class X	Class Y	Total								
1. INDIAN																		
a. Family		15	3704700	0	0	3704700	69.95	3704700	0	3704700	69.95	0	69.95	0	0	0	0	1610700
Names :																		
SACHITHANANDAM R			856300			856300	16.17	856300	0	856300	16.17		16.17	0	0	0	0	0
KARUPPANNA GOUNDER VELUCHAMY	AAAPV4226H		731300			731300	13.81	731300	0	731300	13.81		13.81	0	0	0	0	731300
RAMASWAMY JEYAKUMAR	AAFPJ7769Q		524300			524300	9.9	524300	0	524300	9.9		9.9	0	0	0	0	524300
VIJAYALAKSHMI S			456200			456200	8.61	456200	0	456200	8.61		8.61	0	0	0	0	0
BALASUBRAMANIAN K V			398200			398200	7.52	398200	0	398200	7.52		7.52	0	0	0	0	0
BALAGOPAL RAJU RAJESWARI RAJU	ADOPR0802Q		349100			349100	6.59	349100	0	349100	6.59		6.59	0	0	0	0	349100
VIJAYALAKSHMI S			130900			130900	2.47	130900	0	130900	2.47		2.47	0	0	0	0	0
ASHWIN RAJU J			101800			101800	1.92	101800	0	101800	1.92		1.92	0	0	0	0	0
SATCHIDANANDAM R HUF			50000			50000	0.94	50000	0	50000	0.94		0.94	0	0	0	0	0
SATCHIDANANDAM HUF			50000			50000	0.94	50000	0	50000	0.94		0.94	0	0	0	0	0
PRIYADARSHINI B K			21800			21800	0.41	21800	0	21800	0.41		0.41	0	0	0	0	0
RAJKUMAR ALIAS VIGNESH S S			13800			13800	0.26	13800	0	13800	0.26		0.26	0	0	0	0	0
PUNTHAVATHY V			10000			10000	0.19	10000	0	10000	0.19		0.19	0	0	0	0	0
S VIJAYALAKSHMI	AGFPS5774A		6000			6000	0.11	6000	0	6000	0.11		0.11	0	0	0	0	6000
GEETHA LAKSHMI R			5000			5000	0.09	5000	0	5000	0.09		0.09	0	0	0	0	0
b. Central Government/ State Government(s)		0	0	0	0	0	0	0	0	0	0		0	0	0	0	0	0
c. Financial Institutions/ Banks		0	0	0	0	0	0	0	0	0	0		0	0	0	0	0	0
d. ANY OTHER																		
Bodies Corporate		1	265200	0	0	265200	5.01	265200	0	265200	5.01		5.01	0	0	0	0	0
Names :																		
OMS CONSTRUCTIONS P LTD			265200			265200	5.01	265200	0	265200	5.01		5.01	0	0	0	0	0
Sub-Total (A)(1)		16	3969900	0	0	3969900	74.95	3969900	0	3969900	74.95		74.95	0	0	0	0	1610700
2. FOREIGN																		
Individuals (Non-Resident Individuals/																		
a. Foreign Individuals)		0	0	0	0	0	0	0	0	0	0		0	0	0	0	0	0
b. Government		0	0	0	0	0	0	0	0	0	0		0	0	0	0	0	0
c. Institutions		0	0	0	0	0	0	0	0	0	0		0	0	0	0	0	0
d. Foreign Portfolio Investor		0	0	0	0	0	0	0	0	0	0		0	0	0	0	0	0
f. ANY OTHER																		
Sub-Total (A)(2)		0	0	0	0	0	0	0	0	0	0		0	0	0	0	0	0
Total Shareholding of Promoter and Promoter Group (A)= (A)(1)+(A)(2)		16	3969900	0	0	3969900	74.95	3969900	0	3969900	74.95		74.95	0	0	0	0	1610700

Details of Shares which remain unclaimed may be given here along with details such as number of shareholders, outstanding shares held in demat/unclaimed suspense account, voting rights which are frozen etc.




Table III

Table III - Statement showing shareholding pattern of the Public shareholder																		
Category & Name of the Shareholders (I)	PAN (II)	Nos. of Shareholder (III)	No. of fully paid up equity shares held (IV)	Partly paid-up equity shares held (V)	No. of shares underlying Depository Receipts (VI)	Total nos. shares held (VII = IV + V + VI)	Shareholding % calculated as per SCRR, 1957 As a % of (A+B+C2) (VIII)	Number of Voting Rights held in each class of securities (X)			No. of Shares Underlying Outstanding convertible securities (including Warrants) (XI)	Total Shareholding as a % assuming full conversion of convertible securities (as a percentage of diluted share capital)	Number of Locked in shares (XII)		Number of Shares pledged or otherwise encumbered (XIII)		Number of equity shares held in dematerialized form (XIV)	
								No of Voting Rights					Total as a % of Total Voting rights	No.(a)	As a % of total Shares held (b)	No.(a) (Not applicable)		As a % of total Shares held (Not applicable)
								Class X	Class Y	Total								
1. INSTITUTIONS																		
a. Mutual Funds/		0	0	0	0	0	0	0	0	0	0	0	0	0	0	0		
b. Venture Capital Funds		0	0	0	0	0	0	0	0	0	0	0	0	0	0	0		
c. Alternate Investment Funds		0	0	0	0	0	0	0	0	0	0	0	0	0	0	0		
Foreign Venture																		
d. Capital Investors		0	0	0	0	0	0	0	0	0	0	0	0	0	0	0		
Foreign Portfolio																		
e. Investors		0	0	0	0	0	0	0	0	0	0	0	0	0	0	0		
Financial Institutions/																		
Banks		0	0	0	0	0	0	0	0	0	0	0	0	0	0	0		
g. Insurance Companies		0	0	0	0	0	0	0	0	0	0	0	0	0	0	0		
Provident Funds/																		
h. Pension Funds		0	0	0	0	0	0	0	0	0	0	0	0	0	0	0		
i. ANY OTHER																		
i. Market Maker		0	0	0	0	0	0	0	0	0	0	0	0	0	0	0		
Sub-Total (B)(1)		0	0	0	0	0	0	0	0	0	0	0	0	0	0	0		
Central Government/																		
State Government(s)																		
a. President of India		0	0	0	0	0	0	0	0	0	0	0	0	0	0	0		
Sub-Total (B)(2)		0	0	0	0	0	0	0	0	0	0	0	0	0	0	0		




Table III

3. NON-INSTITUTIONS																	
a. INDIVIDUALS -																	
i. Individual shareholders holding nominal share capital up to Rs. 2 lakhs.																	
	451	455100	0	0	455100	8.59	455100	0	455100	8.59	0	8.59	0	0	NA	38600	
ii. Individual shareholders holding nominal share capital in excess of Rs. 2 lakhs.																	
	9	820600	0	0	820600	15.49	820600	0	820600	15.49	0	15.49	0	0	NA	0	
Names :																	
MALARKODI PONNAPPAN		53700			53700	1.01	53700	0	53700	1.01		1.01	0	0	0	0	
KALEESWARAN E		108500			108500	2.05	108500	0	108500	2.05		2.05	0	0	0	0	
PALANIVEL		184000			184000	3.47	184000	0	184000	3.47		3.47	0	0	0	0	
DIVYA RENGARAJAN		107300			107300	2.03	107300	0	107300	2.03		2.03	0	0	0	0	
GANGADHARAN S T G		106900			106900	2.02	106900	0	106900	2.02		2.02	0	0	0	0	
SATCHIDANANDAM R	ANEPS8354G	192700			192700	3.64	192700	0	192700	3.64		3.64	0	0	0	0	
b. NBFCs registered with RBI																	
	0	0	0	0	0	0	0	0	0	0	0	0	0	0	0	0	NA
c. Employee Trusts																	
	0	0	0	0	0	0	0	0	0	0	0	0	0	0	0	0	NA
d. Overseas Depositories (holding DRs) (balancing figure)																	
	0	0	0	0	0	0	0	0	0	0	0	0	0	0	0	0	NA
e. ANY OTHER BODIES CORPORATE																	
	3	49900	0	0	49900	0.94	49900	0	49900	0.94	0	0.94	0	0	0	0	NA
HINDU UNDIVIDED FAMILIES	1	1000	0	0	1000	0.02	1000	0	1000	0.02	0	0.02	0	0	0	0	NA
Sub-Total (B)(3)	464	1326600	0	0	1326600	25.05	1326600	0	1326600	25.05	0	100	0	0		41000	
Total Public Shareholding (B) = (B)(1)+(B)(2)+(B)(3)	464	1326600	0	0	1326600	25.05	1326600	0	1326600	25.05	0	25.05	0	0		41000	

Details of the shareholders acting as persons in Concert including their Shareholding (No. and %):

Details of Shares which remain unclaimed may be given here along with details such as number of shareholders, outstanding shares held in demat/unclaimed suspense account, voting rights which are frozen etc.




Table IV

Table IV - Statement showing shareholding pattern of the Non Promoter- Non Public shareholder

Category & Name of the Shareholders (I)	PAN (II)	Nos. of Shareholder (III)	No. of fully paid up equity shares	Partly paid-up equity shares held (V)	No. of shares underlying Depository Receipts (VI)	Total nos. shares held (VII = IV + V + VI)	Shareholding % calculated as per SCRR, 1957 As a % of (A+B+C2) (VIII)	Number of Voting Rights held in each class of securities (IX)				No. of Shares Underlying Outstanding convertible	Total Shareholding, as a % assuming full conversion of convertible	Number of Locked in shares (XII)		Number of Shares pledged or otherwise		Number of equity shares held in dematerialized form (XIV) (Not applicable)	
								No. of Voting Rights			Total as a % of Total Voting rights			No.(a)	As a % of total Shares held (b)	No.(a) (Not applicable)	As a % of total Shares held (Not applicable)		
								Class X	Class Y	Total									
1. Custodian/DR Holder		0	0	0	0	0	0	0	0	0	0	0	0	0	0	0	0	0	0
Employee Benefit Trust (under SEBI (Share based Employee Benefit) Regulations, 2014)		0	0	0	0	0	0	0	0	0	0	0	0	0	0	0	0	0	0
2. Total Non-Promoter- Non Public Shareholding (C)= (C1)+(C2)		0	0	0	0	0	0	0	0	0	0	0	0	0	0	0	0	0	0

// CERTIFIED TRUE COPY //



For Rajparis Civil Constructions Ltd.,

Devi Kumar

Managing Director